



سكايلاين للسيارات
SKYLINE AUTOMOTIVE

☎ 800 7117

Facebook Instagram
@geelyautoqatar

LEVEL UP

The New **COOLRAY**



سكايلاين للسيارات
SKYLINE AUTOMOTIVE



Introducing the new

COOLRAY

LEVEL UP

Built for urban life and made for today's younger drivers, the New Coolray is a youthful, sporty SUV packed with standout features. From its exciting powertrain to its tech-filled cabin, every detail is tuned for the urban lifestyle. With expressive design, advanced connectivity, and confidence-inspiring safety, the New Coolray gives today's youth a fun and energetic way to move through their world.



BUILT FOR EXCITING DRIVING EXPERIENCE

The New Coolray delivers the kind of performance that makes every drive feel like an event. Its 1.5TD turbocharged engine unleashes 128 kW of raw power and 290 Nm of torque, giving you instant response and confident control in city traffic or on the open road. Paired with a fast-shifting 7-speed dual-clutch transmission, this SUV accelerates from 0 to 100 km/h in just 7.6 seconds. It's a powerful blend of smoothness, precision, and fun.

- **0 to 100 km/h in 7.6 Seconds**


Confident acceleration gives you an edge on highways and urban roads alike.

- **7DCT Transmission with Precise Shifting**

Enjoy quick, seamless gear changes for a more responsive drive.

- **1.5TD Engine with 174 HP Output**

Powerful turbo performance that makes every press of the pedal more exciting.





EFFORTLESS RIDE WITH TECH-FILLED CABIN

The New Coolray surrounds you with tech that simplifies every journey. The upgraded 14.6-inch HD display and features like wireless charging, ventilated seats, and a panoramic sunroof ensure every drive feels smooth and convenient.



14.6-INCH HD CENTRAL DISPLAY



6-WAY POWER ADJUSTABLE DRIVER SEAT



POWER-LIFTED TAILGATE



WIRELESS CHARGING



VENTILATED FRONT SEATS




TRANSLUCENT SUN VISORS




PANORAMIC SUNROOF WITH HEAT PROTECTION

CONFIDENCE FOR EVERY JOURNEY

The New Coolray is built to keep you calm in the chaos. Its smart safety systems and rigid body structure work together to make urban driving more secure. Whether you're changing lanes, navigating traffic, or parking in tight spots, it brings reassurance to every drive.



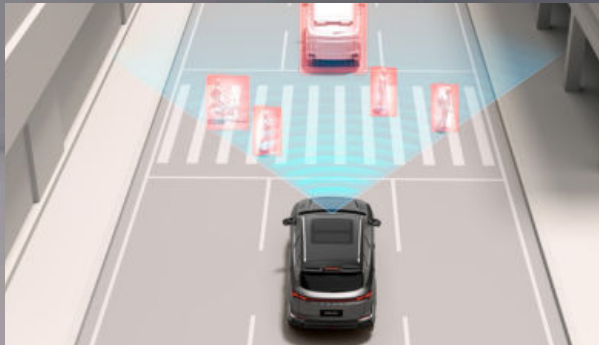
ADAPTIVE CRUISE CONTROL



LANE DEPARTURE WARNING



DOOR OPEN WARNING



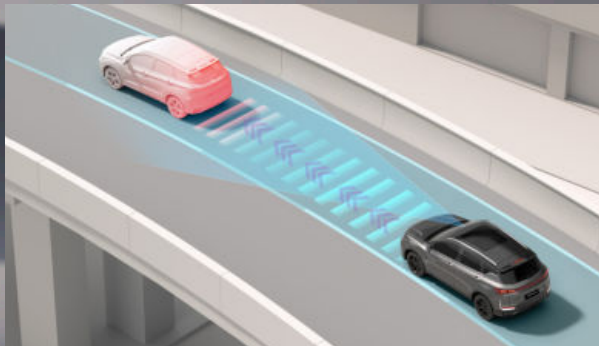
AUTO EMERGENCY BREAK



REAR CROSS TRAFFIC ALERT



REAR COLLISION WARNING



LANE KEEPING ASSISTANCE



BLIND SPOT DETECTION



540° FULL VIEW CAMERA

MODERN, DYNAMIC, DISTINCTLY COOLRAY FOR THE YOUNG AT THE WHEEL

Every line on the New Coolray is crafted to move. From city curves to open stretches, its aerodynamic styling is built to perform. Sharp contours, bold lighting, and a confident stance give it a distinct presence wherever it goes.

Exclusive Lavender Color A signature shade that brings bold character to the Coolray's sporty profile.

Trendy Dual-Zone Body Design Contrasting roof and body tones add depth and individuality.



18 Inch Sporty Wheel Rims

Aggressive multi-spoke design built for style and handling.



Starlight Trail Front Grille Design - A striking grille with flowing lines that adds dynamic energy to the front fascia.



Racing Style Spoiler

Complements the sporty rear with a dynamic, aerodynamic touch.



Starlight Sparkle LED Headlights

High-performance LEDs designed for better visibility and a crisp modern edge.

SPECIFICATIONS OF GEELY COOLRAY

	GL	GK	GF	GF+
PARAMETER				
Length (mm)		4380		
Width (mm)		1810		
Height (mm)		1615		
Wheelbase (mm)		2600		
Engine Model		BHE15-EFZ		
No. of Cylinders/Arrangement		4-cylinder, in-line		
Engine Displacement (cc)		1499		
Emission Standard		Euro VI B		
Transmission Type		7-Speed Dual Clutch Transmission		
Max Power (kW/rpm)		174 HP/5500		
Max Torque (N•m/rpm)		290Nm/2000-3500		
Drive Type		FWD		
Fuel Tank Capacity (L)		45		
Fuel Economy Combined (L/100km)		6.5		
Electric Power Steering System (EPS)		●		
FR Ventilated & RR Solid Brake Disc		●		
FR Suspension		Macpherson		
RR Suspension		Torsion Beam		
EPB		●		
Autohold		●		
EXTERIOR FEATURES				
2-tone Body Color	—	—	—	●
17" Alloy Wheels	●	—	—	—
18" Alloy Wheels Sporty Black Edition	●	●	●	●
Spare Tire: T125/80 D16 (steel)	●	●	●	●
Heat-Insulating Glass	●	●	●	●
Side Mirrors With Carbon Fiber Decoration	●	●	●	●
Spoiler	●	●	●	●
Roof Rails	●	●	●	●
Automatic LED Headlights	●	●	●	●
Headlights Levelling (Electric)	●	●	●	●
LED Daytime Running Lights	●	●	●	●
LED Rear Combination Lights	●	●	●	●
Full-Width LED Taillight	●	●	●	●
LED High-mounted Stop Light	●	●	●	●
Side Mirrors with Turn Signals & Puddle Lights	●	●	●	●
INTERIOR FEATURES				
Interior Color_ Black&Red	—	—	●	●
Interior Color_Light-Colored	●	●	—	—
8-inch Central Infotainment Display	●	—	—	—
14.6-inch Central Infotainment Display	—	●	●	●
Mirror Link	●	●	●	●
Bluetooth	●	●	—	—
8.8-inch Segment Instrument Cluster	●	●	—	—
8.8-inch TFT Instrument Cluster	—	—	●	●
Front Sun Visor with Vanity Mirror	●	●	—	—
Front Translucent Sun Visor with Vanity Mirror & Light	—	—	●	●
No. of speakers	6	6	6	6
AUTO AC	●	●	●	●
Rear Air Vent	●	●	●	●
Ambient Lights	—	—	●	●
Foam-Wrapped Multifunction Steering Wheel	●	—	—	—
Leather-Wrapped Multifunction Steering Wheel	—	●	●	●
USB Ports (Front: 2, Rear:1)	●	●	●	●
12V Socket	●	●	●	●
Perforated Leather Seats	●	●	●	●
6-way Power Adjustable Driver Seat	—	—	●	●
6-way Manual Adjustable Driver Seat	●	●	—	—
4-way Manual Adjustable Front Passenger Seat	●	●	●	●
2-Way Adjustable Headrests (All Seats)	●	●	●	●
Rear Center Headrest	●	●	●	●
Rear Center Armrest with Cupholder	—	—	●	●
60/40 Split Folding Rear Seats	●	●	●	●
Ventilated Front Seats	—	—	●	●
ISOFIX Child Safety Seat Anchors	●	●	●	●

● Standard ○ Optional — Not Available

	GL	GK	GF	GF+
SAFETY				
Driver Airbag	●	●	●	●
Front Passenger Airbag	●	●	●	●
Dual Front Side Airbags	—	●	●	●
Side Curtain Airbags	—	●	●	●
ABS+EBD	●	●	●	●
HBA	●	●	●	●
TCS	●	●	●	●
ESC	●	●	●	●
Hill Hold Control & Hill Descent Control	●	●	●	●
TPMS	●	●	●	●
Front Occupant Detection	●	●	●	●
Front Seatbelts with Unfastened Reminders	●	●	●	●
Front Pretensioner Seatbelts	●	●	●	●
Seatbelts Height Adjuster	●	●	●	●
Collision Safety: Fuel Cut-Off System	●	●	●	●
Collision Safety: Automatic Door Unlock System	●	●	●	●
ADVANCED DRIVER ASSISTANCE SYSTEMS				
CC (Cruise Control)	●	●	—	—
ACC (Adaptive Cruise Control)	—	—	●	●
AEB-C/U/P	—	—	●	●
LDW	—	—	●	●
BSD	—	—	●	●
LCA	—	—	●	●
DOW	—	—	●	●
CMSR	—	—	●	●
RCTA	—	—	●	●
LKA	—	—	●	●
ELK	—	—	●	●
IHBC	—	—	●	●
TSR	—	—	●	●
SLIF	—	—	●	●
TJA	—	—	●	●
ICA	—	—	●	●
Drive Modes (Sport, Comfort, Eco, Smart)	●	●	●	●
Rear Parking Sensors	4	4	4	4
Rear View Camera	●	●	—	—
540° Panoramic Camera	—	—	●	●
COMFORT AND CONVENIENCE				
Panoramic Sunroof	—	—	●	●
Electric Tailgate	—	—	●	●
Auto Window Roll-Up on Locking	—	●	●	●
Driver Side One-touch Up and Down Power Windows with Anti-pinch	●	—	—	—
All Side One-touch Up and Down Power Windows with Anti-pinch	—	●	●	●
Keyless Entry (Driver Side Only)	—	●	●	●
Push Button Start	●	●	●	●
Wireless Charging	—	—	●	●
Rain-Sensing Wipers	—	—	●	●
Power Adjustable Side Mirrors	●	●	●	●
Power Folding Side Mirrors	—	●	●	●
Heated Rear Windshield	●	—	●	●
Glasses Box	—	—	●	●
Digital Audio Broadcasting	●	●	●	●
Qibla Compass	—	●	●	●
SPORTS KIT				
Sporty Colored Brake Calipers, Sporty Spoiler,Sporty Seats	—	—	—	●



Grey

Lavender

Red

Blue

Silver

White